

UTC LEEDS

UNIVERSITY TECHNICAL COLLEGE

UTC Leeds Welcome Guide

Your future starts here!


Ofsted

Good
Provider



 @utcleeds

 @utcleeds

 @utcleeds

“The UTC feels more mature and you can be more independent. That maturity allowed me to be a bit more prepared for university as well. If you want to be here, you’ll do well. The teachers here are top class.”

Ben Gallard

Former UTC Leeds Student



Contents

Principal's Welcome	04
Meet the Staff	06
Term Dates	09
The College Day	10
A Day in the Life	12
Employability Skills	14
Uniform	19
Equipment	21
Catering	22
Travel	24

Principal's Welcome

Welcome to UTC Leeds!

During your time at the UTC, you will develop the technical, professional and personal skills to succeed in whatever walk of life you choose – whether you decide to apply for an advanced or higher apprenticeship or focus on choosing a university degree. Whatever your future is, we're here to make sure you get there.

UTC Leeds is a friendly and lively community and you'll quickly make friends with other students that have similar interests to you and some that don't! Whilst we have a diverse community of students from different areas, cultures and backgrounds, we all have one thing in common: a shared goal to achieve. In lessons, in employer projects, in our own communities or in our futures, UTC Leeds students and staff strive to be the best that they can be.

You've chosen to come to a specialist STEM college – the best place to study science and engineering in Leeds for someone your age.

As part of your normal college day, you'll use industry-standard equipment, work with employers, enjoy challenging projects, and have a wide range of enrichment options. We're specialists in STEM education but we're also unique in the wider opportunities that we'll offer you. We recognize that education is about high-quality technical and academic qualifications that you achieve but we also want to support you on your journey to become a highly skilled, employable, independent, resilient, happy and successful adult.

Our core aim is to inspire the next generation of leading engineers, scientists and innovators. We're here to support you to become the most successful version of you.

Congratulations... your future starts here!

Hannah Wilson
Principal



Hear more from our Principal
by scanning the QR code:



“

“Inspiring the next generation of leading engineers, scientists and innovators.”

UTC Leeds



Meet the Staff



Hannah Wilson
Principal



Emma Robinson-Coe
Vice Principal



Tim Smeaton
Assistant Principal



Neil Copsey
Assistant Principal



Simon Palmer
Assistant Principal



Adrian Saunders
Head of Year



Megan Barthorpe
Admissions &
Pastoral Manager



Ruth Leckenby
Pastoral Manager



Sarah Ellis
SENDCo



Teresa Candido
Attendance and
Welfare Officer



Steven Davison
Subject Leader
of Engineering



Karla Bennett
Subject Leader of
Mathematics



Alastair Chambers
Subject Leader of
Geography



Liz Hazlewood
Subject Leader
of Science



Sharon Coles
Assistant Subject
Leader of Science



Adam Watkins
Digital T-Levels
Coordinator



Adam Ahmed
Teacher of Science



Adam Little
Teacher of Science



Damian Whitehouse
Subject Leader of
Computer Science



Eleanor Woodhouse
Teacher of
Computer Science



Alex Foreman
Assistant Subject
Leader of Engineering



David Barran
Teacher of Engineering



Michael Lees
Teacher of Engineering



John Riley
Teacher of Engineering



Caillan Rider
Teacher of
Engineering



Patrick Jinks
Teacher of
Engineering



Morne Grobler
Teacher of
Engineering



Zavi Shah
Teacher of
Engineering



Hayley Copeland
Teacher of
Engineering



Dan Russell
Assistant Subject
Leader of Mathematics



January Sambrook
Teacher of
Mathematics



Nick Waights
Teacher of Mathematics



Rob Hunt
Teacher of Mathematics



Samuel Simpson
Subject Leader of
English



Tom Aldritt-Perratt
Teacher of English

Term Dates

Important dates for your diary!



Half Term 1: Monday 1st September -
Friday 24th October 2025

Half Term 2: Monday 3rd November -
Friday 19th December 2025

Half Term 3: Monday 5th January -
Friday 13th February 2026

Half Term 4: Monday 23rd February -
Thursday 2nd April 2026

Half Term 5: Monday 20th April -
Friday 22nd May 2026

Half Term 6: Monday 1st June -
Friday 17th July

Bank Holidays

- Thursday 25th December 2025
- Friday 26th December 2025
- Thursday 1st January 2026
- Friday 3rd April 2026
- Monday 4th May 2026
- Monday 25th May 2026
- Monday 31st August 2026

Training Day Closures

- Monday 1st September 2025
- Monday 3rd November 2025
- Monday 23rd February 2026
- Monday 20th July 2026
- Tuesday 21st July 2026



**Year 10 and 11:
Please arrive by
8:15am ready for an
8:30am start.**



The College Day

Your timetable will look something like this:

Time	Monday	Tuesday	Wednesday	Thursday	Friday
8:30 - 8:45	PT	PT	PT	PT	PT
8:45 - 9:35	Lesson 1	Lesson 1	Lesson 1	Lesson 1	Lesson 1
9:35 - 10:25	Lesson 2	Lesson 2	Lesson 2	Lesson 2	Lesson 2
10:25 - 10:45	Break	Break	Break	Break	Break
10:45 - 11:35	Lesson 3	Lesson 3	Lesson 3	Lesson 3	Lesson 3
11:35 - 12:25	Lesson 4	Lesson 4	Lesson 4	Lesson 4	Lesson 4
12:25 - 12:55	Lunch	Lunch	Lunch	Lunch	Lunch
12:55 - 13:45	Lesson 5	Lesson 5	Lesson 5	Lesson 5	Lesson 5
13:45 - 14:35	Lesson 6	Lesson 6	Lesson 6	Lesson 6	Lesson 6
14:35 - 16:35	Staff Training	Enrichment/ Employer Engagement/ Intervention/ PE	Enrichment/ Employer Engagement/ Intervention/ PE	Enrichment/ Employer Engagement/ Intervention/ PE	

Your First Week

The first week of the year is 'staggered' to help get everyone settled in.

Make sure to note down which days you should be in college!

- Monday 1st September - staff training day
- Tuesday 2nd September - Year 12s start 8.30am
- Wednesday 3rd September - Year 10s start 8.30am
- Thursday 4th September - college open to all students



A Day in the Life of a Year 10 Student

08:15am I arrive to college fifteen minutes before PT, giving myself plenty of time to organise myself before my lessons start.

08:30am I have a Profile Team meeting this morning, where we discuss the previous week at college and how to develop a range of employability skills. I'll produce a personal action plan to make sure I continue to progress in my studies and personal development.



08:45am Next, I have English. I'll be writing a brief for a project we are working on with Siemens.

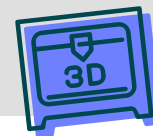
09:35am After English, I have Computing in the ICT suite. Today we're learning programming skills, which will come in handy in a range of projects.

10:25am Break. I'm meeting some friends in the canteen.

10:45am Now I have an Engineering Manufacture lesson. We are learning to use 3D printers today. It's really exciting to use such high-tech equipment in lessons!

11:35pm

Now I have a lesson in the Design & Media Suite using CAD machines. My design is coming on well and soon I will be able to create a prototype using the 3D printer.

**12:25pm**

Lunch! I'll be eating in the canteen with my friends.

12:55pm

Next, I have Maths. We have been learning Standard form with links to how Engineering form is similar and is used in our Engineering lessons.

**13:45pm**

My last lesson today is Science. We're studying Physics at the moment, focusing on energy.

14:35pm

On some afternoons we have societies. We can choose from a range of extra-curricular activities such as robotics, art, DofE and climbing.



Employability Skills



Enquiry and analysis



Problem-solving and resilience



Self-management and organisation



Teamwork and collaboration



Creativity and ingenuity



Leadership and management



Technical confidence and skills

Here at UTC Leeds, we have identified a number of key skills that we would like you to develop to make you highly employable when you leave the UTC.

The employability matrix on the next page shows these skills and how we would like you to progress during your time with us. You will be awarded stamps when you have demonstrated these key skills during lessons, and earn pin badges for going above and beyond.

As you progress through the year, you will be rewarded for the stamps you accumulate.





Our Future Engineers Manifesto

Alongside our employability skills, we also aim to:

1. Create Future Engineers who understand the transformative and enhancing capabilities of engineering.
2. Create Future Engineers who have been exposed to industry, with an understanding of how industry works and how to conduct themselves in those environments.
3. Develop Future Engineers who favour simplicity and impact over convoluted approaches and unnecessary complexity.
4. Produce collaborative, conscientious Future Engineers who have the ability to learn and gain inspiration from the people and places around them.
5. Generate progressive Future Engineers who have a raised awareness of new and developing technologies and their potential impact on society.
6. Develop critically reflective Future Engineers who are not afraid to challenge their environments and question the status quo.

Employability Matrix



Skills	Gold	Silver	Bronze
Self-management & Organisation	<p>I can think about how to manage my time more effectively for future work.</p> <p>I am actively involved in the set task, including any class discussion.</p>	<p>I can prioritise, differentiating between urgent, important and unimportant tasks.</p> <p>I can prioritise/re-prioritise work appropriately.</p> <p>I am fully on task within the lesson.</p>	<p>I can arrange tasks in a logical order.</p> <p>I can accurately estimate the time and effort required to complete a task.</p> <p>I am paying attention to the assigned work.</p>
Teamwork & Collaboration	<p>I can adapt my communication style to suit different audiences.</p> <p>I encourage my team after a setback.</p> <p>I will use any feedback provided to improve future work.</p>	<p>My verbal communication is clear, polite and well-structured.</p> <p>I willingly learn from other team members.</p> <p>I accept responsibility for team objectives.</p>	<p>I see myself as a member of the team.</p> <p>I am respectful of other people's opinions and beliefs.</p> <p>I do a fair share of the work within my team.</p>

Skills	Gold	Silver	Bronze
Technical Confidence & Skills	<p>I can evaluate and critique work that I have produced.</p> <p>I will actively seek feedback throughout the task set.</p> <p>I will use any feedback provided to improve future work.</p>	<p>I can recognise when someone is working unsafely and will highlight this to them or staff immediately.</p> <p>I can work independently to create a piece of work confidently.</p>	<p>I work in a way that is safe at all times.</p> <p>I can follow instructions to create a piece of work.</p>
Enquiry & Analysis	<p>I can gather information from a wide range of sources to get to the root of a situation/problem.</p> <p>I can question information or data to check if it's accurate.</p>	<p>I am thorough when checking information to ensure that I have the correct answer.</p> <p>I can use the data and information provided to support a particular argument.</p>	<p>I can look at the information provided to make a decision/find an answer.</p> <p>I can check to ensure that data recorded is accurate.</p>
Problem-solving & Resilience	<p>I can offer solutions to my peers (if appropriate) to help support them.</p> <p>I am always willing to keep going with a task, even after multiple setbacks.</p>	<p>I make suggestions on how to improve things when appropriate.</p> <p>I can identify and try out different approaches.</p> <p>I am prepared to keep going if I don't know immediately how to do something.</p>	<p>I can take action before being asked.</p> <p>I do not get frustrated if I don't know the answer straight away.</p>

Skills	Gold	Silver	Bronze
Creativity & Ingenuity	<p>I actively encourage and support creative and innovative thinking in others.</p> <p>I can look beyond the obvious, immediate information when generating solutions.</p> <p>I can consider the radical or unconventional.</p>	<p>I can question the currently accepted way of doing things.</p> <p>I can try out a number of different options to generate a solution.</p>	<p>I am prepared to 'have a go' at trying new ways of doing things or others' ideas.</p>
Leadership & Management	<p>I can identify strengths and weaknesses in others and can act accordingly within a leadership role.</p> <p>I can foresee potential conflict within a group and act to address this.</p>	<p>I can delegate roles or tasks to other team members as appropriate.</p> <p>I can give instructions to others in an appropriate way.</p>	<p>I am able to take a lead role within a group situation.</p> <p>I can listen to other people's points of view and use this to make decisions.</p>

Uniform

The UTC Leeds uniform policy is designed to support a purposeful and safe working atmosphere. We have aimed to make our uniform smart, sensible and comfortable to support you with preparing for the world of work.


For all students:

- Long hair must be worn off the face and tied back in practical lessons for health and safety reasons.
- Makeup should be subtle.
- Jewellery should be limited to one set of simple studs per ear.
- School bags should be rucksack or messenger style bags.




KS4:

- Smart trousers.
- UTC Leeds branded navy blue shirt.
- UTC Leeds branded zip top
- Formal, black leather full shoe with black laces (no trainers, boots, stiletto heels, open shoes or pumps).
- Plain black or navy socks.
- Belts must be leather with a plain buckle.
- Any clothing worn under shirts must not be visible.
- Coats are not permitted to be worn inside the college building.




A full PE kit must be worn by all Y10 & 11 students when taking part in any sporting activities:

- UTC Leeds branded PE polo top
- White or black crew socks
- Trainers
- Shorts or tracksuit bottoms
 - Navy or black shorts or tracksuit bottoms.
 - No combat style bottoms or shorts.
 - No branding or one small logo.



Branded uniform is available from our school supplier, Whittakers.


(whittakersschoolwear.co.uk)



Sixth Form

A casual dress code is permitted in the sixth form. Some examples:

- Jeans, trainers and hooded sweatshirts are all allowed.
- No ripped jeans, crop tops, joggers or leggings.
- Coats are not permitted to be worn inside the college building.



Equipment

You should ensure that you always bring the following equipment to the UTC.

Essential:

- Pencil case.
- Pens (black / blue and red).
- Rubber.
- Pencil sharpener.
- Pencils.
- Scientific calculator.
- Ruler.
- Protractor.
- Pair of compasses.
- Combination padlock for lockers.
- A lever arch file for each subject with dividers. (KS5 only.)
- Plastic wallets in each file.
- Glue stick.

Casio FX-83GTX Scientific Calculator, Black
<https://amzn.eu/d/9Itjt4s>
 or
 New Casio FX-83GTCW BlackScientific Calculator
<https://amzn.eu/d/iFB1iMC>

Desirable:

- Coloured pencils.
- Highlighters.
- A Level Maths: Lever arch file with 10 dividers.



If you have any questions regarding uniform or equipment, please contact the pastoral team.

Y10 & Y11: Adrian Saunders

Y12 & Y13: Ruth Leckenby



Useful Information:

- Mobile phones are allowed on site and can be used at social times.
- You will leave your bags in allocated lockers all day. You will be provided with a zip lock bag to carry around your daily equipment. You must bring your own padlock for your locker.

Catering

The canteen at UTC Leeds opens an 8:00am for breakfasts and is available at both morning break and lunchtime.

All Street Feast, Curry and Pasta Pot options come with a set side dish, such as: chips, homemade wedges, garlic bread, rice and naan, vegetable selection and gravy etc.

Please note: any paninis which are not on the menu are available as a preorder (to be ordered before the end of break, ready for lunch).

The canteen caters for all dietary requirements. Please notify staff of any food allergies on your first day.

Sample Menu

Week 1	Monday	Tuesday	Wednesday	Thursday	Friday
Street Feast 1	Chilli beef burrito	UTC tower burger (chicken)	Pizza slice	Yorkshire pudding wrap (beef)	Traditional fish and chips
Street Feast 2 (v)	Vegetable burrito	UTC tower burger (veg burger)	Pizza slice	Yorkshire pudding wrap (veg sausage)	Jacket potato (with filling of choice)
Curry / Pasta Pots	Chicken balti	Arrabbiata (v)	Chicken tikka	Tomato and herb pasta (v)	Jacket potato (with filling of choice)
Hot Panini of the Day	Cheese and tomato (v)	Chicken tikka	Tuna mayo	Cheese and tomato (v)	Chicken tikka

Our menu changes on a weekly basis.

You can view our sample menus in more detail by visiting: utcleeds.co.uk/parents/catering/



ParentPay

We use cashless catering at UTC Leeds, using the ParentPay system. This means that you do not need to bring money into school. Ask your parent/carer to add money to your ParentPay account at **parentpay.com**.

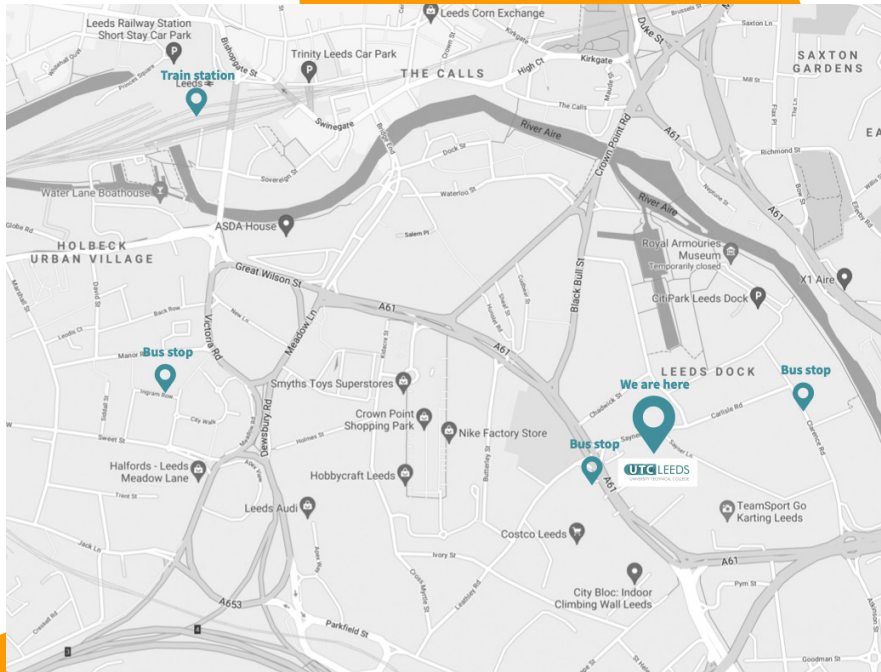
But don't worry! The canteen will accept cash for the first two weeks of September term whilst parents are setting up ParentPay accounts.

Students who qualify for free school meals will automatically be credited the allowance onto their ParentPay account. To continue receiving this allowance, please inform the UTC by contacting **admissions@utcleeds.co.uk** with your name and address.



Travel

We know that working out the fastest and cheapest way to get into college can be an extra stress when you're settling in! We've done the hard part for you and provided some information on the easiest ways to get to the UTC.



Our Location

We are located next to the Braime Pressings factory on Hunslet Road, opposite Costco and a five-minute drive from Leeds Railway Station and the Bus Station.



By Bus

Leeds Bus Station is a fifteen-minute walk from UTC Leeds. There are also frequent bus services from the Bus Station to Hunslet Road, which take approximately five minutes.

Service Number	Bus Station Departure Times
110	08:09am, 08:19am
189	08:20am
74	08:13am

By Train



Leeds Train Station is a ten-minute walk from UTC Leeds. There is also a frequent bus service (Number 70) from the Train Station to Clarence Road, which takes approximately thirteen minutes.

The Number 70 bus departs from the Train Station at 07:38, 07:53, and 08:08.

Further Information

- Half Fare Travel: Visit <https://bit.ly/3tU1aiC>
- Free Travel Pass: Visit <https://bit.ly/2Qn5Q2C>
- Bus Timetables: Visit <https://bit.ly/33Ni5ZB>





**2 Sayner Road
Leeds
LS10 1LA**

**0113 353 0140
enquires@utcleeds.co.uk**

 @UTCLeeds  @UTCLeeds  @utcleeds